



COOL &
FREEZER ROOMS

Modular Polyurethane Rooms	2
----------------------------	---



CABINETS

Vertical Chillers	6
Vertical Freezers	8
Bar / Kitchen / Prep Cabinets	9
Glass Front Serve Over's	11
Bakery / Café Counter Tops	12
Horizontal Freezers / Chillers	13
Wall Deli / Hi Back Cabinets	16
Scoop Ice Cream Cabinets	18
Sushi / Tapas Counters	19
Juice Dispensers	19
Domestic Chest Freezers	20
Blast Chillers & Freezers	20



ICE MACHINES

Ice machines	21
--------------	----



SUPERMARKET

Serve Overs	24
Wall Delis – Full Height	25
Wall Delis – Low Height	26
Chillers / Freezers	26
Wall Freezers	27



MACHINERY

REA Shelving System	28
Meat Machinery	30

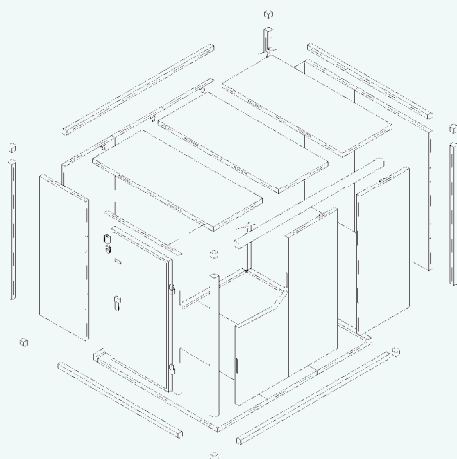
Misa Modular Polyurethane Rooms

A simplistic modular system of cool and freezer room solutions, with the advantage of quick assembly or disassembly over time.

The Misa system can be utilised for cool and freezer rooms, production rooms, processing plants or any food grade area.

As your business evolves and expands so too can your MISA cool or freezer room be easily expanded or re located within hours not days. The MISA modular system ensures your investment retains more value than an expanded polystyrene (E.P.S) constructed room. Removal of the need for on site cutting with all its associated hazards, improved fire resistance, reduced running costs resulting from superior insulation qualities and rapid on site assembly are key benefits enjoyed by MISA users nationally including; db Breweries, Subway, Nosh Supermarkets, Four Square supermarkets, Pita Pit, Liquor King and many other businesses throughout New Zealand.

We can supply any size to suit your requirements. Please contact your representative for a free no obligation quotation.



Panels can be added or taken out at a later date, giving you huge flexibility and major advantage over polystyrene installations.

MISA manufacture modular Reach In rooms with or without Freeblock cassette motors for clients seeking a storage solution larger than a freestanding plug in fridge or freezer but smaller than a cool or freezer room. These rooms are available 800mm deep (internal) or wider in increments of just 400mm. Bakeries, warehouses, pharmaceutical suppliers, caterers, rest homes have all benefited from this design.

Options include; shelving, glass doors, split doors, full height solid doors with or without viewing windows are all available on request.





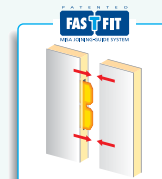
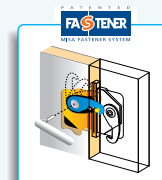

Misa Features

High density polyurethane panel system in two thicknesses; enabling better insulation (more energy efficient) and thinner panels than polystyrene to achieve larger internal capacities.

Chiller	S6	60mm
Freezer	S10	100mm

Quick and easy installation and disassembly by means of the Misa 'Fast Fit' twin hook camlock system. Assemble with an allen key within hours. No panel cutting, riveting or glueing.

Various sizes in increments of 400mm to suit individual requirements.



Polyurethane foam insulated internal and external rounded corners enabling food grade sanitary sections for easy cleaning.



Floor panels in a high density reinforced polyurethane panel with a finished floor surface comprising of an anti slip plastic coating. (No vinyl required.)

Where a level flat concrete floor is available at ground level a cool room can be constructed directly onto it without a need for MISA floor panels. Our support edging is made from hard wearing PVC and is covered ensuring the same superior food safety. Fully coved finish is delivered on every installation.



Misa high density polyurethane panel system is a fire safe product using non absorbent self extinguishing foam

- HFC & CFC Free
- Uses self extinguishing foam
- More fire retardant than standard EPS panels
- Lower insurance premiums



Rooms with no floors utilise a coved high density plastic 'u' channel that is fixed to the existing concrete floor enabling a fully sealed and covered finish.



MISA hinged door hardware includes key locks and luminous internal safety release compliant with building codes and in house safety plans.



Freezer door frames come complete with easily renewable heaters and a built in pressure relief port to ensure doors do not blow open on defrost cycle.



Options

sliding doors



swing doors



windows



strip curtains



meat rails/hooks



glass door inserts



Refrigeration Equipment

The Misa cool and freezer rooms can be fitted with Freeblock (integral) or remote condensing units.


Freeblock

A simple 'plug in' condensing unit and evaporator that locks into place in minutes by way of the Misa Camlock system. The Freeblock comes with a hermetic compressor, air condenser, suitable for ambient temperature from 0°C to 43°C, digital controller, light and dissipation tray.



Remote

A traditional separate system allowing the condenser to be fitted away from the room. This comes with a condensing unit with hermetic compressor, an air condenser suitable for ambient temperature up to +32°C, digital controller and light.



Vertical Chillers

Bench Top / Underbench

DW-J85

Model	Width mm	Depth mm	Height mm	Volume litre
DW-J85	506	565	780	85

- * Low energy consumption
- * Forced air ventilation
- * 3 plastic coated adjustable shelves
- * Temperature range + 1°C to + 8°C
- * Lockable door
- * LED light (internal)
- * Curved glass door



Freestanding Single Door Chillers

EKO 42CL

Model	Width mm	Depth mm	Height mm	Volume litre
Eko 42CL	620	593	1940	390

- * Double glazed hinge door
- * 4 adjustable shelves
- * Light box
- * Temperature range + 0°C to + 10°C
- * Lockable door
- * 1 vertical fluorescent light
- * Fan assisted
- * Evaporator coil



RUGIADA 42GL

Model	Width mm	Depth mm	Height mm	Volume litre
Rugiada 42	593	611	1830	400

- * Double glazed hinge door
- * 5 adjustable shelves
- * Light box
- * Evaporator coil
- * Temperature range 0°C to +6°C
- * Fan assisted



EIS 42.2 (matches Eis 45.2 Freezer)

Model	Width mm	Depth mm	Height mm	Volume litre
Eis 42.2	670	637	1957	400

- * Double glazed hinge door
- * 4 adjustable shelves
- * Light box
- * Evaporator coil
- * Temperature range 0°C to +6°C
- * Fan assisted
- * Internal vertical light



APOLLO TM22

Model	Width mm	Depth mm	Height mm	Volume litre
Apollo 22	740	710	2195	620

- * Removable cassette integral refrigeration system
- * High ambient capability
- * Low 'E' Argon filled glazed doors
- * Stainless steel floor pan
- * Low energy EBM fan motors
- * Temperature range +1°C to +5°C (climate class 5)
- * LED inside and sign lights
- * Lockable castors
- * HP safety cutout
- * Stainless steel condensate tray
- * Reversible door
- * Non-rust fascia
- * 5 height adjustable PVC wire coated shelves + base



FM20

Model	Width mm	Depth mm	Height mm	Volume litre
FM20	740	735	2195/2000	600

- * Dial thermometer
- * 4 height adjustable PVC wire coated shelves + stainless steel base
- * Practical interior vertical LED lighting replaceable without disturbing stock
- * Aluminium framed double glazed door with full length handle
- * Operating temperature -1°C to +5°C in 40° ambient temperature
- * White painted Zincaneal exterior, white colour bond interior
- * Self closing doors
- * Removable top light box to reduce height to 2000mm



YPR 068 S

Model	Width mm	Depth mm	Height mm	Volume litre
YPR 068	680	700	2050	500

- * Fully Stainless steel (AISI 304) interior /exterior
- * Curved interior corners for easy cleaning
- * 1 door
- * 4 shelves + base
- * Temperature range +2°C to +8°C
- * Top mounted
- * New Electronic Controller, easy to operate
- * Self-evaporated drain water
- * Top mounted condensing unit

Two & Three Door Chillers**GLACIER 880**

Model	Width mm	Depth mm	Height mm	Volume litre
Glacier 880	1080	745	2150	960

- * Fan assisted
- * 4 shelves + base per door
- * Lightbox
- * Practical interior vertical lighting replaceable without disturbing stock
- * Black aluminium framed double glazed door
- * Operating temperature +1°C to +6°C operating at 30° ambient
- * Self closing doors

FM30

Model	Width mm	Depth mm	Height mm	Volume litre
FM30	1130	730	2195/2000	900

- * 2 Aluminium framed double glazed doors
- * Dial thermometer
- * 4 height adjustable PVC wire coated shelves + stainless steel base
- * Practical interior vertical LED lighting replaceable without disturbing stock
- * Aluminium framed double glazed door with full length handle
- * Operating temperature 0°C to +5°C in 40° ambient temperature
- * White painted Zinccanale exterior, white colour bond interior
- * Self closing doors
- * Removable top light box to reduce height to 2000mm

APOLLO TM34

Model	Width mm	Depth mm	Height mm	Volume litre
Apollo TM34	1130	710	2200	1000

- * Removable cassette integral refrigeration system
- * High ambient capability
- * Low 'E' Argon filled glazed doors
- * Stainless steel floor pan
- * Low energy EBM fan motors
- * Temperature range +1°C to +5°C (climate class 5)
- * LED inside and sign lights
- * Lockable castors
- * HP safety cutout
- * Stainless steel condensate tray
- * Non-rust fascia
- * 2 doors
- * 4 height adjustable PVC wire coated shelves + base per door

APOLLO TM48

Model	Width mm	Depth mm	Height mm	Volume litre
Apollo TM48	1705	710	2195	1580

- * Removable cassette integral refrigeration system
- * High ambient capability
- * Low 'E' Argon filled glazed doors
- * Stainless steel floor pan
- * Low energy EBM fan motors
- * Temperature range +1°C to +5°C (climate class 5)
- * LED inside and sign lights
- * Lockable castors
- * HP safety cutout
- * Stainless steel condensate tray
- * Non-rust fascia
- * 3 doors
- * 4 height adjustable PVC wire coated shelves + base per door



YPR 135S

Model	Width mm	Depth mm	Height mm	Volume litre
YPR 135S	1350	700	2050	1000

- * Fully stainless steel (AISI 304) interior / exterior
- * Curved interior corners for easy cleaning
- * 2 doors
- * 4 shelves + base per door
- * Temperature range +2°C to +8°C
- * Top mounted
- * New Electronic Controller, easy to operate
- * Self-evaporated drain water
- * Top mounted condensing unit



Vertical Freezers

Bench & Single Door Freezers

UNDERLINE-N

Model	Width mm	Depth mm	Height mm	Volume litre
Underline-N	604	615	820	156

- * White interior / exterior
- * Glass hinge door
- * Auto defrost
- * Temperature range -16°C to -18°C
- * 2 adjustable shelves
- * Internal light
- * Lock



EIS 40.2 / ASIA 43

Model	Width mm	Depth mm	Height mm	Volume litre
Eis 40.2/ ASIA 43	670	610	1957	400

- * Double glazed hinge door
- * Light box
- * 6 fixed shelves + base
- * Temperature range -18°C to -25°C
- * Static refrigeration
- * Internal light
- * Manual defrost



EIS 45.2 / ASIA 45

Model	Width mm	Depth mm	Height mm	Volume litre
Eis 45.2/ ASIA 45	670	665	1957	400

- * Double glazed hinge door
- * Auto defrost
- * 5 adjustable shelves + base
- * Temperature range -18°C to -30°C
- * Fan assisted
- * Internal light
- * Light box



YNR 068 S

Model	Width mm	Depth mm	Height mm	Volume litre
YNR 068 S	680	700	2050	500

- * Fully stainless steel (AISI 304) interior / exterior
- * Curved interior corners for easy cleaning
- * 1 door
- * 4 shelves + base
- * Temperature range -16°C to -20°C
- * Top mounted refrigeration
- * New Electronic Controller, easy to operate
- * Self-evaporated drain water



2 & 3 Door Freezers

HONAR 2D – DF

Model	Width mm	Depth mm	Height mm	Volume litre
Honar 2D	1262	710	2085	990

- * Fan Forced refrigeration
- * 2 self closing heated doors
- * 4 castors (2 locking)
- * 5 height adjustable shelves per door
- * PVC-coated wire (white) + base
- * Horizontal lighting
- * Digital display
- * Light box
- * Temperature range -18°C to -20°C
- * Auto defrost



HONAR 3D – DF

Model	Width mm	Depth mm	Height mm	Volume litre
Honar 3D	1880	710	2085	1507

- * Fan Forced refrigeration
- * 3 self closing heated doors
- * 4 castors (2 locking)
- * 5 height adjustable shelves per door
- * PVC- coated wire (white) + base
- * Horizontal lighting
- * Digital display
- * Light box
- * Temperature range -18°C to -20°C
- * Auto defrost

M2 1500

Model	Width mm	Depth mm	Height mm	Volume litre
M2 1500	1500	800	2040	1045

- * Fully Stainless steel (AISI 304)
- * Automatic door closure
- * Fan assisted refrigeration
- * Ambient operating temperature + 43°C
- * Integral condensing unit
- * Operating temperature -15°C to - 21°C
- * HACCP controller
- * Fully coved interior
- * Drop in style unit
- * 2 x glass doors
- * Internal light
- * 4 shelves + base

YNR 135 S

Model	Width mm	Depth mm	Height mm	Volume litre
YNR 135 S	1350	700	2050	1000

- * Fully Stainless steel (AISI 304) interior /exterior
- * Curved interior corners for easy cleaning
- * 2 doors
- * 4 shelves + base
- * Temperature range -16°C to -20°C
- * Top mounted refrigeration
- * Internal light
- * New Electronic Controller, easy to operate
- * Self-evaporated drain water

**Bar / Kitchen / Prep Cabinets****Bar Cabinets****BC 198 - BLACK**

Model	Width mm	Depth mm	Height mm	Volume litre
BC198	905	505	875	254

- * Integral unit (back mounted)
- * 2 double glazed argon filled low/e glass sliding doors
- * 2 adjustable chrome shelves per door
- * Fan assisted
- * Lockable
- * Fully ducted from front
- * Internal LED light
- * Temperature range +2°C to + 6°C
- * Stainless steel interior / Black exterior

**BC 198 - STAINLESS STEEL**

Model	Width mm	Depth mm	Height mm	Volume litre
BC198	905	505	875	254

- * Integral unit (back mounted)
- * Fully Stainless steel inside & out
- * 2 double glazed argon filled low/e glass sliding doors
- * 2 adjustable chrome shelves per door
- * Fan assisted
- * Lockable
- * Fully ducted from front
- * Internal LED Light
- * Temperature range +2°C to + 6°C



BC 318 - BLACK

Model	Width mm	Depth mm	Height mm	Volume litre
BC318	1340	505	900	350

- * Integral unit (Back mounted)
- * 3 double glazed argon filled low/e glass sliding doors
- * 2 adjustable chrome shelves per door
- * Fan assisted
- * Lockable
- * Fully ducted from front
- * Internal LED Light
- * Temperature range +2°C to + 6°C
- * Stainless steel interior / Black exterior



BC 318 - STAINLESS STEEL

Model	Width mm	Depth mm	Height mm	Volume litre
BC318	1340	505	900	350

- * Integral unit (back mounted)
- * Fully stainless steel inside & out
- * 3 Double glazed argon filled low/e glass sliding doors
- * 2 Adjustable chrome shelves per door
- * Fan assisted
- * Lockable
- * Fully ducted from front
- * Internal Led Light
- * Temperature range +2°C to + 6°C



OBBR BACK BAR CABINET

Model	Width mm	Depth mm	Height mm	Volume litre
OBBR1500	1500	600	870	400
OBBR2000	2000	600	870	580
OBBR2600	2600	600	870	780

- * 2, 3 or 4 sliding or hinged glass doors, double glazed & toughened glass
- * Black interior & exterior
- * Operating temp +1° to +4° Celsius
- * Fan forced ducted air flow
- * Electronic Controller
- * Automatic condensate removal
- * 2 height adjustable black shelves
- * Urethane treated evap coil
- * Left or right removable cassette condensing unit
- * Full length horizontal LED lights with internal switch
- * Optional adjustable legs or castors for easy installation



Kitchen Cabinets

YPC STAINLESS STEEL COUNTER CHILLER

Model	Width mm	Depth mm	Height mm	Volume litre
YPC120 S	1200	700	850	250
YPC150 S	1500	700	850	330
YPC200 S	2000	700	850	515

- * Fully Stainless steel (AISI 304)
- * 2 & 3 Stainless steel doors
- * Strong Stainless steel door handle
- * 2 shelves per door + base
- * Electronic Controller
- * Curved corners for easy cleaning
- * Self re-evaporation of defrost water
- * Temperature range +2°C to +8°C



YNC STAINLESS STEEL COUNTER FREEZER

Model	Width mm	Depth mm	Height mm	Volume litre
YNC120 S	1200	700	850	250
YNC150 S	1500	700	850	330
YNC180 S	1800	700	850	440

- * Fully Stainless steel (AISI 304)
- * 2 & 3 Stainless steel doors
- * Strong Stainless steel door handle
- * 2 shelves per door + base
- * Electronic Controller
- * Curved corners for easy cleaning
- * Self re-evaporation of defrost water
- * Temperature range -15°C to -20°C



Optional glass doors
- Chiller only

Glass Front Serve Over's

Deli / Café

EUROMINI

Model	Width mm	Depth mm	Height mm	Volume litre
Euromini 1.0	1060	900	1270	.74
Euromini 1.3	1310	900	1270	.95
Euromini 1.5	1520	900	1270	1.1
Euromini 2.0	2020	900	1270	1.5
Euromini 2.5	2520	900	1270	1.9

- * Display deck plus extra shelf
- * 2 x static coils
- * Under storage refrigeration
- * Curved front glass pull forward for cleaning
- * Rear sliding doors
- * Lighting
- * Display deck 600mm
- * Digital Controller
- * Temperature range +2°C to +6°C



Deli / Butchery / Fish

ECO TVCR

Model	Width mm	Depth mm	Height mm	Volume litre
Eco 1.0	1060	1060	1277	.52
Eco 1.3	1310	1060	1277	.63
Eco 1.5	1520	1060	1277	.74
Eco 2.0	2020	1060	1277	1
Eco 2.5	2520	1060	1277	1.3
Eco 2.9	2940	1060	1277	1.5



- * 2 x static coils
- * Under storage
- * Curved front glass pull forward for cleaning
- * Rear sliding doors
- * Lighting
- * Digital Controller
- * Display deck 730mm
- * Re evaporation of defrost water
- * Temperature range +1°C to +6°C
- * Available as bain marie, corners
- * Fully multiplexable



AMALIA

Model	Width mm	Depth mm	Height mm	Volume litre
Amalia 2.0	1955	1114	1277	1.04
Amalia 2.5	2580	1114	1277	1.39
Amalia 3.2	3205	1114	1277	1.73
Amalia 3.75	3830	1114	1277	2.08

- * Fan forced
- * Under storage
- * Curved front glass lift up for cleaning
- * Rear sliding doors
- * LED Lighting
- * Digital Controller
- * Display Deck 834mm
- * Re evaporation of defrost water
- * Temperature range 0°C to +4°C
- * Available as bain marie corners, pizza, gastronom, bakery
- * Fully multiplexable



Optional flat glass



Optional self serve

Bakery / Café Counter Tops

Refrigerated

HONAR R

Model	Width mm	Depth mm	Height mm	Volume litre
Honar 800R	803	663	769*	0.90
Honar 1200R	1203	663	769*	1.40
Honar 1500R	1503	663	769*	1.80
Honar 1800R	1803	663	769*	2.20

- * Moving air refrigeration maintains core product of +2° - +4°C with up to 60 door openings per hour
- * Fully stainless steel
- * Toughened double glazed glass
- * Sliding or fixed front doors
- * Large rear sliding doors
- * 3 shelves and base (large capacity)
- * Adjustable shelving height increments of 25mm
- * Angle: flat or 10° Pitch
- * Stainless steel flat trays
- * Unique shelf mounted ticket strip front & rear
- * Integral condensing unit housed in rotomold bin
- * Auto defrost cycle
- * High internal humidity maintains and extends product quality



* Height does not include condensing unit

Ambient

HONAR A

Model	Width mm	Depth mm	Height mm	Volume litre
Honar 800A	803	663	769	.0.90
Honar 1200A	1203	663	769	1.40
Honar 1500A	1503	663	769	1.80

- * Fully Stainless steel
- * Toughened double glazed glass
- * Sliding or fixed front doors
- * Large rear sliding doors
- * 3 shelves and base (large capacity)
- * Adjustable shelving height increments of 25mm
- * Angle: flat or 10° Pitch
- * Stainless steel flat trays
- * Unique shelf mounted ticket strip front & rear



Heated / Pie Warmer

HONAR PW

Model	Width mm	Depth mm	Height mm	Volume litre
Honar 800PW	803	663	769	0.90
Honar 1200PW	1203	663	769	1.40
Honar 1500PW	1503	663	769	1.80

- * Fully Stainless steel
- * Toughened double glazed glass
- * Sliding or fixed front doors
- * Large rear sliding doors
- * 3 shelves and base (large capacity)
- * Adjustable shelving height increments of 25mm
- * Angle: flat or 10° Pitch
- * Wire racks
- * Unique shelf mounted ticket strip front & rear
- * Perforated base trays can be removed and replaced with 1/1/ gastronorm dishes 65mm deep
- * Low wattage density elements for even temperature distribution
- * Temperature range +30°C to +90°C



Bain Marie

HONAR BM

Model	Width mm	Depth mm	Height mm	Volume litre
Honar 800BM	803	663	769	0.90
Honar 1200BM	1203	663	769	1.40
Honar 1500BM	1503	663	769	1.80

- * Fully Stainless steel
- * Toughened double glazed glass
- * Sliding or fixed front doors
- * Large rear sliding doors
- * 100 watt halogen heat lamps
- * Low wattage density elements for even temperature
- * Dry well
- * Cabinet operating temperature range +30°C to +90°C
- * Supplied with 1/1 gastronorm dishes 65mm deep



PRISMA 100

Model	Width mm	Depth mm	Height mm	Volume litre
Prisma 100	1052	436	510	100

- * Integral refrigeration
- * Silver colour
- * Fan assisted
- * Sliding doors to one side
- * Lighting
- * Auto defrost
- * 2 adjustable shelves
- * Temperature range +2°C to +8°C



PRISMA 200 MINI TOWER

Model	Width mm	Depth mm	Height mm	Volume litre
Prisma 200 Mini Tower	674	690	1221	200

- * Integral refrigeration
- * Silver colour
- * Fan assisted
- * Hinged door to one side
- * Lighting
- * Auto defrost
- * 2 Adjustable shelves + base
- * castors
- * Temperature range +2°C to +8°C



PRISMA 400 SQUARE TOWER

Model	Width mm	Depth mm	Height mm	Volume litre
Prisma 400 Square Tower	674	690	1821	400

- * Integral refrigeration
- * Silver colour
- * Fan assisted
- * Auto defrost
- * Hinged door on one side
- * Lighting
- * 4 stainless steel shelves and base
- * Temperature range +2°C to +8°C
- * On castors

Horizontal Freezers / Chillers

Cold Wall (Not Frost Free)

APOLLO SD

Model	Width mm	Depth mm	Height mm	Volume litre
Apollo SD 235 (3)	800	694	850	235
Apollo SD 405 (5)	1240	694	850	405
Apollo SD 575 (7)	1684	694	850	575
Apollo SD 659 (5)	1880	830	785	659

- * Cold wall refrigeration
- * With baskets
- * With LED lights
- * R290 refrigerant
- * Curved top sliding doors
- * Digital thermometer
- * Integral compressor
- * Temperature range -18°C to -20°C
- * On castors



GLOBO N

Model	Width mm	Depth mm	Height mm	Volume litre
Globo N	790	640	900	183

- * Curved glass top sliding lids
- * Static refrigeration system
- * Thermometer
- * Adjustable thermostat
- * On castors
- * Operating temperature -18°C to -23°C



MINI B ICE

Model	Width mm	Depth mm	Height mm	Volume litre
Mini B Ice	792	793	1270	264

- * Two tiered freezer
- * Curved glass top sliding lids
- * Static refrigeration system
- * Lighting
- * Thermometer
- * Adjustable thermostat
- * On castors
- * Operating temperature -18°C to -23°C



B ICE

Model	Width mm	Depth mm	Height mm	Volume litre
B Ice	1258	793	1270	440

- * Two tiered freezer
- * Curved glass top sliding lids
- * Static refrigeration system
- * Lighting
- * Thermometer
- * Adjustable thermostat
- * On castors
- * Operating temperature -18°C to -23°C



GLACIER SD

Model	Width mm	Depth mm	Height mm	Volume litre
Glacier SD 1.5M	1545	950	775	530
Glacier SD 2.0M	2045	950	775	750
Glacier SD 2.5M	2545	950	775	980

- * Mechanical thermostat with electronic thermometer
- * Self cleaning condenser via secondary fan which runs during the off cycle
- * Floor drain
- * Glass sliding lids have small roller wheels on the underside for easy opening and closing
- * Cold wall refrigeration
- * Manual defrost required
- * Colour white
- * No dividing wall
- * Baskets
- * Castors



GAMMA

Model	Width mm	Depth mm	Height mm	Volume litre
Gamma N 150	1545	960	785	582
Gamma N 200	2045	960	785	797
Gamma N 250	2545	960	785	1028

- * Glass top sliding lids
- * 2 Thermometers
- * Internal compressor
- * Baskets
- * Manual defrost required
- * Floor drain
- * Cold wall refrigeration
- * Operating temperature -18°C to -30°C
- * Bumper rail



Static Auto Defrost

KREA/BAHIA

Model	Width mm	Depth mm	Height mm	Volume litre
Bahia 210N	2105	899	872	1040
Bahia 250N	2505	899	872	1172

- * Curved glass top sliding lids
- * Digital thermometer
- * Integral condensing unit
- * Castors
- * Baskets / dividers
- * Operating temperature -18°C to -30°C
- * Bumper rail
- * Cold wall auto defrost



KREA/ITAKA – END CAP

Model	Width mm	Depth mm	Height mm	Volume litre
Itaka 200N	1868	862	872	805

- * End cap curved to match with the Bahia/Krea
- * Curved glass top sliding lids
- * Digital thermometers
- * Integral condensing unit
- * Castors
- * Baskets / dividers optional
- * Operating temperature -18°C to -30°C
- * Bumper rail
- * Cold wall auto defrost



FIESTA

Model	Width mm	Depth mm	Height mm	Volume litre
Fiesta 1.5	1540	1040	921	548
Fiesta 2.0	2040	1040	921	748
Fiesta 2.5	2540	1040	921	948

- * 2 integral compressor units
- * Static refrigeration system
- * Frost free coils to top
- * Automatic defrost
- * Re-evaporation of defrost water
- * Thermometer
- * Thermostat
- * Bumper rail
- * Night covers
- * Operating temperature -18°C to -22°C



Fan Assisted Chillers / Freezers

JAZZ 56 N/P DUAL TEMP

Model	Width mm	Depth mm	Height mm	Volume litre
Jazz 56	560	744	1110	72

- * Open top chiller / freezer
- * Digital thermometer
- * Integral condensing unit
- * Castors
- * Operating temperature +1 to +6 or -18°C to -22°C
- * Bumper rail
- * Auto defrost
- * Light box



OLA DUAL TEMP

Model	Width mm	Depth mm	Height mm	Volume litre
Ola 1.5	1540	1040	885	509
Ola 2.0	2040	1040	885	691
Ola 2.5	2540	1040	885	872

- * 2 integral compressor units
- * Bumper rail
- * Fan assisted refrigeration system
- * Night covers
- * Glass surround to 4 sides
- * Automatic defrost
- * Operating temperature -18°C to -22°C or 0°C to +2°C
- * Re - Evaporation of defrost water
- * Thermometer



MUSIC DUAL ZONE

Model	Width mm	Depth mm	Height mm	Volume litre
Music 1.5	1520	1060	910	476
Music 2.0	2040	1060	910	684

- * 2 integral compressor units
- * Two independent refrigeration systems able to be either chiller or freezer
- * Bumper rail
- * Fan assisted refrigeration system
- * Night covers
- * Glass surround to 4 sides
- * Automatic defrost
- * Operating temperature -18°C to -22°C or 0°C to +2°C on either side at the same time
- * Re - Evaporation of defrost water
- * Thermometer



DIANA

Model	Width mm	Depth mm	Height mm	Volume litre
Diana 125 AN	1240	916	2005	879
Diana 180 AN	1822	916	2005	1339

- * Digital controller
- * Temperature range -18°C to -22°C
- * Static freezer base
- * Maintenance free condenser
- * Fan assisted freezer with glass doors
- * Lighting
- * Night covers
- * Dual temperature top



Wall Deli / Hi Back Cabinets

FOS INOX

Model	Width mm	Depth mm	Height mm	Volume litre
Fos Inox-100RV	1010	815	1400	280

- * Fully Stainless Steel
- * 3 shelves and base
- * Horizontal top lighting
- * Castors
- * Glass sides
- * Low height
- * Electric defrost
- * Temperature range -1°C to +5°C



GEMMA 30

Model	Width mm	Depth mm	Height mm	Volume litre
Gemma 30	626	738	1469	330

- * 2 shelves and base
- * Vertical lighting on each side of cabinet
- * Fan assisted
- * Skid castors
- * Price ticket holders on shelves
- * Thermometer
- * Temperature range 0°C to +6°C



GEMMA 60

Model	Width mm	Depth mm	Height mm	Volume litre
Gemma 60	716	796	2059	425

- * 4 shelves and base
- * Roller night blind
- * Vertical lighting on each side of cabinet
- * Fan assisted
- * Castors
- * Price ticket holders on shelves
- * Thermometer
- * Temperature range 0°C to +6°C



HELIOS

Model	Width mm	Depth mm	Height mm	Volume litre
Helios 1040	1040	880	1955	550
Helios 1350	1350	880	1955	690
Helios 1975	1975	880	1955	1050
Helios 2600	2600	880	1955	1600

- * Top canopy lighting
- * 4 shelves and base
- * Glass end walls for visual effects
- * Price holders on each shelf
- * Automatic defrost
- * Re-evaporation of defrost water
- * Plastic bumper rail
- * Roller night blind
- * Temperature range 0°C to +6°C
- * Black internal & external
- * Multiplexible
- * Shelf depth 440 mm



PESSOA 850

Model	Width mm	Depth mm	Height mm	Volume litre
Pesso 705	705	877	1945	520
Pesso 886	886	877	1945	650
Pesso 1330	1330	877	1945	950
Pesso 1530	1530	877	1945	1100
Pesso 1955	1955	877	1945	1320
Pesso 2580	2580	877	1945	1800

- * Fully Stainless steel
- * Top canopy lighting
- * 4 shelves and base
- * Double glazed glass end walls for visual effects
- * Price holders on each shelf
- * Automatic defrost
- * Re-evaporation of defrost water
- * Roller night blind
- * Temperature range 0°C to +6°C
- * Shelf depth 460 mm
- * Multiplexible
- * Castors



ZEUS

Model	Width mm	Depth mm	Height mm	Volume litre
Zeus 1250	1330	880	2060	890
Zeus 1875	1955	880	2060	1333
Zeus 2500	2580	880	2060	1780

- * Top canopy lighting
- * 4 shelves and base
- * Low front Hi Visual
- * Double glazed glass end walls for visual effects
- * Price holders on each shelf
- * Automatic defrost
- * Re-evaporation of defrost water
- * Internal thermometer
- * Multiplexible
- * Night blinds
- * Temperature range +2°C to +4°C
- * Black internal & external
- * Plastic bumper rail



PSI STAINLESS STEEL

Model	Width mm	Depth mm	Height mm	Volume litre
PSI 1000	1040	649	1955	300
PSI 1400	1350	649	1955	450
PSI 1550	1550	649	1955	550
PSI 2000	1975	649	1955	650

- * Fully Stainless Steel
- * Mirrored end walls
- * Thermometer
- * Vertical lighting to the sides and horizontal to the top
- * Adjustable thermostat
- * Integral refrigeration system
- * Night blinds
- * Temperature range +2°C to +6°C
- * 4 adjustable shelves and base



IARP VISION

Model	Width mm	Depth mm	Height mm	Volume litre
Vision 1200	1322	873	2000	1330
Vision 1800	1902	873	2000	1913
Vision 2400	2500	873	2000	2600

- * Top canopy lighting
- * Lighting vertically on left and the right
- * 4 adjustable shelves and the base
- * Glass end walls for visual effects
- * Price holders on each shelf
- * Automatic defrost
- * Designed for meat display
- * Light panel top
- * Automatic defrost
- * Re-evaporation of defrost water
- * Internal thermometer
- * Plastic bumper rail
- * Roller blind overnight curtain
- * Temperature range -2°C to +2°C



Scoop Ice Cream Cabinets

FENICE

Model	Width mm	Depth mm	Height mm	Volume litre
Fenice 4	830	702	1167	174/28
Fenice 6	1164	702	1167	318/175
Fenice 7	1314	702	1167	381/223

- * Curved glass canopy
- * Thermometer
- * Under storage
- * Night cover
- * Automatic defrost
- * Lower front glass for children viewing
- * Re-evaporation of defrost water
- * Thermostat
- * Temperature range -16°C to -20°C
- * 5 litre containers included
- * Lighting



GAIA SP 12

Model	Width mm	Depth mm	Height mm	Volume litre
Gaia SP 12	1148	1062	1392	630/118

- * Curved front opening glass for easy cleaning
- * Side panels aligned with glass
- * Under storage
- * Hidden castors incorporated in to the body
- * Stainless steel base (AISI 304)
- * Night blind
- * Special performance cooling system
- * Tempered glass antifogging system
- * Cycle inversion defrosting
- * Electronic control panel for temperature setting
- * 12 x 7 litre containers
- * Ventilated refrigeration
- * Lighting



GAIA SP 16

Model	Width mm	Depth mm	Height mm	Volume litre
Gaia SP 16	1508	1062	1392	870/160

- * Curved front opening glass for easy cleaning
- * Side panels aligned with glass
- * Under storage
- * Hidden castors incorporated in to the body
- * Stainless steel base (AISI 304)
- * Night blind
- * 16 x 7 litre containers
- * Special performance cooling system
- * Tempered glass antifogging system
- * Cycle inversion defrosting
- * Electronic control panel for temperature setting
- * Ventilated refrigeration
- * Lighting



GAIA SP 18

Model	Width mm	Depth mm	Height mm	Volume litre
Gaia SP 18	1678	1062	1392	970/181

- * Curved front opening glass for easy cleaning
- * Side panels aligned with glass
- * Under storage
- * Hidden castors incorporated into the body
- * Stainless steel base (AISI 304)
- * Night blind
- * Special performance cooling system
- * Tempered glass antifogging system
- * Cycle inversion defrosting
- * Electronic control panel for temperature setting
- * Ventilated refrigeration
- * Lighting
- * 18 x 7 litre containers



GAIA SP 20

Model	Width mm	Depth mm	Height mm	Volume litre
Gaia SP 20	1848	1062	1392	1080/201

- * Curved front opening glass for easy cleaning
- * Side panels aligned with glass
- * Under storage
- * Hidden castors incorporated into the body
- * Stainless steel base (AISI 304)
- * Night blind
- * Special performance cooling system
- * Tempered glass antifogging system
- * Cycle inversion defrosting
- * Electronic control panel for temperature setting
- * Ventilated refrigeration
- * 20 x 7 litre containers
- * Lighting



GAIA SP 24

Model	Width mm	Depth mm	Height mm	Volume litre
Gaia SP 24	2188	1062	1392	1300/241

- * Curved front opening glass for easy cleaning
- * Side panels aligned with glass
- * Under storage
- * Hidden castors incorporated into the body
- * Stainless steel base (AISI 304)
- * Night blind
- * Special performance cooling system
- * Tempered glass antifogging system
- * Cycle inversion defrosting
- * Electronic control panel for temperature setting
- * Ventilated refrigeration
- * 24 x 7 litre containers
- * Lighting



Sushi / Tapas Counters

VIP

Model	Width mm	Depth mm	Height mm	Volume litre
VIP 1330 3 tray	1328	413	450	37
VIP 1980 8 tray	1976	413	450	67
VIP 2300 10 tray	2300	413	450	81

- * Curved glass canopy
- * Fully stainless steel
- * Integral unit
- * Digital thermostat
- * Temperature range +2°C to +6°C
- * Fits 1/3 gastronorm trays



VSU

Model	Width mm	Depth mm	Height mm	Volume litre
VSU 6	1506	425	340	58
VSU 8	1856	425	340	74

- * Curved glass canopy
- * Stainless steel look
- * Integral unit
- * Flat refrigerated base for sushi
- * Digital thermostat
- * Rear sliding doors
- * Temperature range +2°C to +6°C



Juice Dispensers

COLD DREAM

Model	Width mm	Depth mm	Height mm	Volume litre
COF 1M	200	430	670	1 x 12LTR
COF 2M	400	430	670	2 x 12LTR

- * Stirrer system
- * 12 litre polycarb bowl
- * Easy clean
- * Non drip tap
- * Fully stainless steel
- * Made in Italy



Domestic Chest Freezers

TEFCOLD CF-S

Model	Width mm	Depth mm	Height mm	Volume litre
CF 500S	1555	716	830	492
CF 700S	2060	716	830	675

- * 1 x Stainless steel lid
- * Handle lock
- * Manual thermostat
- * Display thermometer
- * Lift out baskets
- * Castors
- * Static refrigeration



Blast Chillers & Freezers

Blast Chilling

Blast chillers lower product core temperatures that have just been cooked down to +3 Deg C in less than 90 minutes. Thus reducing bacterial proliferation, dehydration, ensuring better preservation of quality, colour and fragrance of the food, as well as extending its shelf life.

Blast Freezing

During the process of freezing all the water molecules in a product turn to crystals. The faster and more efficient the freezing process the smaller the crystals, hence with blast freezing, the foods taste, colour, odour, texture and safety are maintained as of when the product was first produced or purchased.

Why Blast Chilling / Freezing

- As New – The product is as good as the day created or purchased once opened or defrosted
- No Wastage / Reduced Labour - Prepare in larger batches
- Preservation - Reduce moisture loss / maintain yields
- Elimination – Control bacteria
- Preparation – Perfectly preserved foods (as made)
- All year round – Extending seasonality of products SPARK

SPARK

Model	Width mm	Depth mm	Height mm	Gastro. Trays	Chiller product capacity Kg	Freezer product capacity Kg
Spark T5VT	800	700	920	5 trays	+90 / +3 18kgs	+90 / -18 12kgs
Spark T8VT	800	790	1270	8 trays	+90 / +3 25kgs	+90 / -18 16kgs
Spark T8OR	1435	790	870	8 trays	+90 / +3 25kgs	+90 / -18 16kgs
Spark T12VT	800	790	1750	12 trays	+90 / +3 36kgs	+90 / -18 24kgs
Spark T16VT	800	790	1950	16 trays	+90 / +3 55kgs	+90 / -18 36kgs

- * Blast chiller from +90°C to +3°C in 90 minutes
- * Blast freezer from +90°C to -18°C in 90 minutes
- * Fully Stainless steel AISI 304 18 / 10
- * Gastronorm shelves or Gelato containers
- * Electronic control with alarms
- * Thermostatically controlled temperature
- * Internal rounded edges for cleaning
- * Core probe



TECNOMAC LARGER BLAST CHILLERS & FREEZERS

A variety of models & sizes available. From smaller underbench to larger rack / trolley models, the range caters for every solution.

Please contact your local HONAR representative.



Brema Ice machines

Features

- No electronics or p/c boards - Electromechanical
- BREMA operates on two thermostats and a cam timer.
- Common refrigeration parts, which are mostly available through major refrigeration outlets around Australia and New Zealand.
- Stainless steel construction.
- Easy clean filter for condenser.
- Metal spray arms, whereas competitors use plastic spray arms that can crack and block a lot easier due to calcium and limestone build up.
- Static operation with no moving parts.



13g Ice Cubes



7g Ice Cubes



Pebbles Ice



Granular Flakes



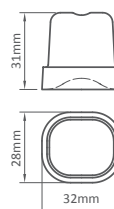
Cold Flakes

	13g Ice Cubes	7g Ice Cubes	Pebbles Ice	Granular Flakes	Cold Flakes
Hotels	● ● ●	● ○ ○	● ● ○	● ● ○	○ ○ ○
Restaurants	● ● ●	● ● ●	● ● ○	● ● ●	● ○ ○
Fast Foods	● ○ ○	● ● ●	● ● ●	● ● ○	○ ○ ○
Bars	● ● ●	● ● ○	● ● ●	● ● ○	○ ○ ○
Clubs	● ● ●	● ● ●	● ● ●	● ● ●	○ ○ ○
Fish Markets	○ ○ ○	○ ○ ○	○ ○ ○	● ● ●	● ● ●
Supermarkets	○ ○ ○	○ ○ ○	○ ○ ○	● ● ●	● ● ●
Medical	○ ○ ○	○ ○ ○	● ● ○	● ● ●	● ○ ○
Transport / Storage	○ ○ ○	○ ○ ○	○ ○ ○	● ● ●	● ● ●

● ● ●	Highly recommended
● ● ○	Recommended
● ○ ○	Recommended for certain applications
○ ○ ○	Not recommended

Cuber - Self Contained 13g cube

Brema's flagship C and CB ranges offer under bench or free-standing, self-contained machines as well as modular heads to be installed above storage bins. The dispenser series offers ice or water dispensing machines for free-standing or benchtop installation. Compact, cold and crystalline, the 13g cube is attractive and enhances the appearance of any drink.



Model	Width mm	Depth mm	Height mm
CB 184 - 21KG PRODUCTION WITH 4 KG BIN	355	404	590
CB 249 - 28KG PRODUCTION WITH 9 KG BIN	390	460	690
CB 316 - 33KG PRODUCTION WITH 16 KG BIN	500	580	690-800
CB 425 - 46KG PRODUCTION WITH 25 KG BIN	500	580	800/910
CB 640 - 65KG PRODUCTION WITH 40KG BIN	738	600	920/1030
CB 840 - 80KG PRODUCTION WITH 40KG BIN	738	600	920/1030
CB 955 - 90KG PRODUCTION WITH 55KG BIN	738	600	1020/1130
CB 1265 - 130KG PRODUCTION WITH 65KG BIN	840	740	1075/1185
CB 1565 - 155KG PRODUCTION WITH 65KG BIN	840	740	1075/1185



CB 184



CB 249



CB 425



CB 1565



Cuber Head only - 13g cube

Model	Width mm	Depth mm	Height mm
C 80 - 90KG PRODUCTION NO BIN	862	470	620
C 150 - 155KG PRODUCTION NO BIN	862	555	720
C 300 - 300KG PRODUCTION NO BIN	1250	580	848



C 80

C 150

C 300



Self Contained Cubers & Built In Water / Ice Dispensers Combinations - 13g cube

Model	Width mm	Depth mm	Height mm
FM - WATER ICE DISPENSER 21KG PRODUCTION WITH 4KG BIN	540	430	435
ICE WATER 45 - WATER ICE DISPENSER 42KG PRODUCTION WITH 25KG BIN	688	580	800/920
DSS 42 - CONTINUOUS ICE DISPENSER 42KG PRODUCTION WITH 12KG BIN	500	630	920
ICE DISPENSER 70 - ICE DISPENSER WITH 30KG BIN	540	811	850
ICE DISPENSER 70 PLUS - ICE DISPENSER WITH 30KG BIN & LIGHT PANEL FRONT	540	811	850
ICE DISPENSER 70 PLUS / VM350 - 140KG PRODUCTION WITH 30KG BIN	540	811	1521



FM

Ice Water 45

DDS 42



Ice Dispenser 70

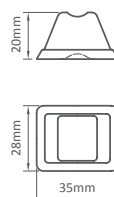
Ice Dispenser 70 Plus/VM 350



Cuber - Self Contained 7g cube

When demand for ice is high and you need it in a rush, the 7g fast cube is for you. Quick to produce, the 7g cube is suitable for any business with peak ice demands. Perfect for restaurants, pubs, clubs, hotels and fast food outlets.

Model	Width mm	Depth mm	Height mm
VB 250 - 105KG PRODUCTION WITH 35KG BIN	738	600	980*



VB 250



Cuber Head only - 7g cube

Model	Width mm	Depth mm	Height mm
VM 350 - 140KG PRODUCTION NO BIN	540	544	707
VM 500 - 200KG PRODUCTION NO BIN	770	550	805
VM 900 - 400KG PRODUCTION NO BIN	770	550	805
VM 1700 - 730KG PRODUCTION NO BIN	1250	646	950



VM 350

VM 500

VM 900

VM 1700



Pebbles Ice

In between a cube and a flake, the TB Pebbles ice offers true flexibility. The small ice particles can be added to liquids for immediate cooling or easily blended for cocktails, smoothies and frappes. Perfect for bars and cafes.

Model	Width mm	Depth mm	Height mm
TB 852A - 85KG production with 20kg bin	500	660	800
TB 1405A - 140KG production with 50kg bin	738	690	1130



TB852A



Self Contained Flakers - Granular flakes

In addition to its ice cube machines, Brema also specialises in ice flake production. Excellent for presentation of meat, fish, fruit and vegetables, the ice moulds to the product seamlessly, keeping the product cool and fresh. Perfect for restaurants, fish shops and supermarkets.

Model	Width mm	Depth mm	Height mm
GB 903 - 90 KG PRODUCTION WITH 30KG BIN	500	660	800/920
GB 1555 - 150KG PRODUCTION WITH 55KG BIN	738	690	1020/1040



GB 903



Flaker Head only - Granular flakes

Model	Width mm	Depth mm	Height mm
G 250 - 250KG PRODUCTION NO BIN	640	470	700
G 500 - 500KG PRODUCTION NO BIN	640	470	700
G 1000 - 1000KG PRODUCTION NO BIN	934	684	700



Muster Sub Zero Cold Flaker -5 to -8 Deg °C

The ice flakes are between -5°C and -10°C so they are very slow to melt - making them perfect for packaging and transportation of produce. Perfect for fish shops, food transporters and primary producers.

Model	Width mm	Depth mm	Height mm
M 350 A/W - 400KG PRODUCTION NO BIN	900	588	705
M 600 A/W - 620kg PRODUCTION NO BIN	900	588	705
M 800 A/W - 900KG PRODUCTION NO BIN	1107	700	880
M 2000 A - 2200KG PRODUCTION NO BIN	1062	832	1423



M 350



M 800



M 350 SPLIT



M 800 SPLIT

Storage Bins

Model	Width mm	Depth mm	Height mm
BIN 200 - 200KG STAINLESS STEEL OUTSIDE, POLYETHYLENE INSIDE	870	790	1100
BIN 240 - 240KG PLASTIC POLYETHYLENE BIN	942	795	1153
BIN 350 - 350KG STAINLESS STEEL OUTSIDE, POLYETHYLENE INSIDE	1250	790	1100
BIN 550V - DS 2 DOOR BIN	1110	1060	1870
SINGLE ROLLER BIN 100 - 125KG S/STEEL FRAME WITH PLASTIC ROLLER BIN	795	1060	1284
DOUBLE ROLLER BIN 100 - 266KG S/STEEL FRAME WITH PLASTIC ROLLER BIN	1560	1060	1484
DOUBLE ROLLER BIN 500 - 516KG S/STEEL FRAME WITH PLASTIC ROLLER BIN	1560	1145	1780



BIN 200



BIN 240



Double Roller BIN 100



Double Roller BIN 500



BIN 550V



Single Roller BIN 100



BIN 350


With the ever changing retail market, merchandising is of vital importance. We have a vast range of supermarket equipment to suit any requirement, from the smallest dairy to convenience stores, or even the largest hyper supermarkets.

The following are examples of equipment that are available.

Please contact your representative for a free no obligation quotation on your individual requirements.

Serve Overs

Traditional meat, deli or fish serve overs in various styles and designs for butchers, delis, fish mongers and supermarkets. Refrigeration in static or fan assisted so all products are catered for. Bain marie, bread, refrigerated gastronom or self service solutions give the cabinets added value for specialised stores.



Urus VVE



Urus VCS



Accessories



Cut plate



Plastic bags holder



Plexiglas doors



Unlevelled display trays



Wire shelves



Working top extension



Knives holder



Intermediate shelf




Plexiglas dividers



Stepped dividers

Wall Delis – Full Height

A wide range of solutions in open front wall delis for the sale and display of meat, dairy deli, fruit and vegetables. Available in narrow, low front or conventional delis. This equipment is also extremely energy efficient as required in today's environment.



Makra Deli



Makra with glass doors



Makra fruit & vege



Makra meat



Makra Roll-In milk



Wall Delis – Low Height

Low height, open front wall delis with huge merchandising appeal. These cabinets offer a balance between floor space and impulse buying, therefore maximising store profitability.



Pyramid Encap



Peak 1500



Pyramid L-C



Peak 1250



Chillers / Freezers

Island or wall site chillers and freezers with enormous merchandising appeal. Single or double width and crown ends in a variety of styles and sizes.



Golz



Emma



Golz Island



Wall Freezers

A wall site freezer with huge merchandising appeal. Open static island base with a glass door canopy. Maximum merchandising appeal with minimum floor space.



Phoenix



Pioneer



REA Shelving System

The material

REA systems are manufactured from high-grade synthetic material, which is suitable for high care heavy-duty application with temperature capabilities of between -40°C to +80°C. The plastic used does not corrode, is cadmium-free, rust and damp-resistant and totally approved suitable for food use. The material has a smooth surface, which is very easy to clean. All the above characteristics ensure an exceptional performance with a long life span.

Easy to assemble

Assembly is simple. One person can assemble the REA system rack in just a few minutes without any special skills or tools, ready for instant use.

Safe storage

Smooth, splinter free and rounded shelves prevent damage to products and packaging. Storage is always safe. Removable plastic shelf covers can be fitted easily on the shelves, for safe storage of bottles and small products and to prevent leakage to lower shelves.

Hygiene

The plastic material can be cleaned easily and is extremely hygienic; it complies fully with HACCP guidelines.

Euro Racks

REA Euro racks have been further enhanced from the original successful design for plastic storage racks. There has been a continuous process of improvement which has led to the current version of the Euro rack. It's a strong, sturdy and stable storage system designed for long life. The load bearing capacity per running meter is 200 kg. If necessary, the load bearing capacity can be increased by adding further posts. If the system is used for light storage, fewer posts are needed. Euro racks can be made to measure. This means they are extremely functional within the constraints of the given space. The racks are ideal for use in cold storage, deep-freeze, pickling rooms, (bulk) dry goods storage, kitchens and laundries.

Euro 500mm deep 4 Tier Straight or Corner Racks

Model	Width mm	Depth mm	Height mm
1.0m - PLASTIC SHELVING SYSTEM, SHELF SPACE 400mm, FLOOR SPACE 200mm	1000	500	1600
1.2m - PLASTIC SHELVING SYSTEM, SHELF SPACE 400mm, FLOOR SPACE 200mm	1200	500	1600
1.5m - PLASTIC SHELVING SYSTEM, SHELF SPACE 400mm, FLOOR SPACE 200mm	1500	500	1600
2.0m - PLASTIC SHELVING SYSTEM, SHELF SPACE 400mm, FLOOR SPACE 200mm	2000	500	1600
2.4m - PLASTIC SHELVING SYSTEM, SHELF SPACE 400mm, FLOOR SPACE 200mm	2400	500	1600



Gastro Racks

The main feature of REA Gastro racks is the advantage of the removable shelf grilles, which can easily be placed in the dishwasher for thorough cleaning during the daily washing routine. Therefore, they are ideal for industrial kitchens, hotels, restaurants and catering facilities. This sturdy system has a stylish and unique design that guarantees quality and durability. Ventilation holes in the grilles increase air circulation, which means that Gastro racks are also suitable for use in cold storage and deep-freeze rooms. The grilles are available in two sizes for optimum flexibility. The load bearing capacity per running meter is 120 kg. If necessary, the load bearing capacity of Gastro racks can be increased by adding further posts.

Gastro racks are extremely practical and easy to use. Assembling the racks is simple and very quick. A space-saving corner structure ensures easy access and maximum use of the corner space. If you remove the grilles, you can use Gastronorm bins and trays.

Gastro 410mm deep, 4 Tier, with Removable Shelf Inserts, Straight or Corner Racks

Model	Width mm	Depth mm	Height mm
1.0m - PLASTIC GASTRO SHELIVING, SHELF SPACE 400mm, FLOOR SPACE 200mm	980	410	1620
1.2m - PLASTIC GASTRO SHELIVING, SHELF SPACE 400mm, FLOOR SPACE 200mm	1190	410	1620
1.5m - PLASTIC GASTRO SHELIVING, SHELF SPACE 400mm, FLOOR SPACE 200mm	1470	410	1620
2.0m - PLASTIC GASTRO SHELIVING, SHELF SPACE 400mm, FLOOR SPACE 200mm	1899	410	1620



Trolleys

REA trolleys are ideal general canteen equipment, which works well to achieve the neat storage of bins, trays, baskets, service trays and plates. The well-known bin and tray sizes Euronorm and Gastronorm are standard models in REA's range of trolleys. Custom sizes can also be supplied. The trolleys are delivered in fixed format for immediate use.

A wide range of standard trolleys are available. They all come with many innovative features. The number of rails and the height between them can be determined in advance. Bins with different heights can be combined in a single trolley as desired. Multiple linked versions are available to provide operational flexibility. Euro and Gastro racks can be lined if necessary. Trolleys are also available in static form if required.

Trolleys


Model	Width mm	Depth mm	Height mm
PT3 - PREP TROLLEY, HMPE CHOPPING BLOCK & 3 BINS 600 X 400 X 120mm	540	660	910
PT6 - PREP TROLLEY, HMPE CHOPPING BLOCK & 6 S (600 X 400 X 120mm)	990	660	910
RE 4 - TROLLEY WITH 4 BINS 600 X 400 X 220mm	540	660	1350
RE 5 - TROLLEY WITH 5 BINS, 2 x 120mm BINS, 3 x 220mm BINS	540	660	1410
RE 6 - TROLLEY WITH 6 BINS 600 X 400 X 120mm	540	660	1390
RE 8 - TROLLEY WITH 8 BINS 600 X 400 X 120mm	540	660	1750
RE 12 - TROLLEY WITH 12 EURONORM TRAYS 600 X 400 X 20mm	540	660	1580



PT3



RE 4



RE 5



RE 12



Meat Machinery

Band Saws

Model	Width mm	Depth mm	Height mm
HONAR HT 260 - 260mm CUTTING THROAT, SINGLE PHASE, ON TABLE, CASTORS	550	665	970*
HONAR HT 300- 300mm CUTTING THROAT, THREE PHASE, ON TABLE, CASTORS	780	850	1615
HONAR HT 400 - 400mm CUTTING THROAT, THREE PHASE, STAND ALONE	980	1195	1850

*HEIGHT WITHOUT THE TABLE, PLS ADD 600mm

- * All stainless steel
- * High speed saw
- * Simple and quick disassembly for cleaning
- * Direct drive operation
- * Stainless steel blade scrapers
- * Double flange wheel
- * Safety switch's



Honar HT 260



Honar HT 400

Sausage Filler

Model	Width mm	Depth mm	Height mm
H15P FILLER - 12 KG CAPACITY, HYDRAULIC, SINGLE PHASE	420	670	1000
H20P FILLER - 16 KG CAPACITY, HYDRAULIC, SINGLE PHASE	420	670	1200
H26P FILLER - 22 KG CAPACITY, HYDRAULIC, SINGLE PHASE	460	720	1120

- * Fully stainless steel
- * Hands free knee activated auto start and stop
- * Automatic piston decompression
- * Automatic lid lock without handles
- * Pressure gauge
- * On castors
- * Separate hydraulic oil reservoir
- * Fixed strong rectified barrel



MHS Chop Cutters

Model	Width mm	Depth mm	Height mm
PCE 65T - MECHANICAL BENCH TOP MEAT SLICER, THREE PHASE. CHAMBER 180mm x 170mm	1560	670	670
PCE 70-21K - MECHANICAL MEAT SLICER, THREE PHASE, CHAMBER 210mm x 230mm	1850	830	1230
PCE 70-21E - FULLY PROGRAMMABLE MEAT SLICER, THREE PHASE CHAMBER 210mm x 230mm	1850	830	1387
PCE 70-25E - FULLY PROGRAMMABLE MEAT SLICER, THREE PHASE CHAMBER 250mm x 240mm	1930	950	1420

- * Electromechanical drive, proven for years
- * Fully stainless steel
- * 200 slices per minute
- * Slice thickness can be chosen infinitely variable from 1 to 32mm
- * German engineering and construction
- * Adjustment via potentiometer
- * Operation via single control keys; clear symbols make data entry
- * Easier and therefore reduce mistakes
- * Automatic return limiter
- * Easy clean



PCE 65T

PCE 70-21K



PCE 70-21E

Vac Packers

Model	Width mm	Depth mm	Height mm
JV 002 - BENCH TOP, 1 PHASE, 1 SEAL BAR, BUBBLE LID, CHAMBER 435 X 425 X 170, SEAL LENGTH 420 MM	490	540	510
JV 005 - FREE STANDING, 3 PHASE, 2 SEAL BARS, SEAL BAR: 2 X 680 MM DR, 2 X 500 MM, CHAMBER 730 X 550 X 155	770	620	985
JV 016A - FREE STANDING, 3 PHASE, 4 SEAL BARS, SWING LID, SEAL LENGTH 860 MM X 4, CHAMBER 1005 X 830 X 200 X 2	2051	1050	1060

- * Stainless steel exterior #304
- * Stainless steel chamber
- * Pluggable seal bar
- * Laser-polished acrylic glass lid
- * Catch to hold down lid
- * Gas supply unit (MAP) option
- * 10 programmable memory setting system
- * Soft-Air (ESA) option
- * Service-friendly casing
- * Pump with oil drain plug



Mincers

Model	Width mm	Depth mm	Height mm
ENTERPRISE 22 - BENCH TOP, SINGLE PHASE, STAINLESS STEEL, 300-350 KG/H	310	620	460
ENTERPRISE 32 - FLOOR STANDING, THREE PHASE, STAINLESS STEEL, 700-800 KG/H	560	900	1020

- * Stainless steel construction
- * Heavy duty mincers
- * Low maintenance
- * Removable external microfusion s/s throat
- * Metallic gear reducer in oil bath
- * Safety switch
- * Large feed tray
- * Thermal motor protection



Notes

[illegible]